



INGLÉS

FECHA:	Lunes 26 de octubre del 2020
TEMA:	There is – There are
ACTIVIDADES:	<p>Trabajaremos con ejercicios donde utilizaremos There is – There are</p> <p>There is = singular/one</p> <p>There are = plural/more than one</p> <p>There is a dog.</p>  <p>There are three dogs.</p>  <p>https://youtu.be/n7LbW1LGu28</p>
TRABAJO EN CLASE:	<p>Realizar la actividad adjunta despues de haber estudiado el cuadro anterior.</p> <p>VER HOJA ADJUNTA</p> <p>Teabajaremos en línea con la siguiente actividad.</p> <p>https://es.liveworksheets.com/worksheets/en/English_as_a_Second_Language_(ESL)/There_is_-_there_are/There_is- there_are_ae842821ax</p>
HOMEWORK	COMPLETE PAGE THERE IS AND THERE ARE
MATERIAL:	<p>Libreta, lápiz, colores, sacapuntas y goma.</p> <p>Hojas adjuntas.</p>
VIDEOS PARA TRABAJAR EN CLASE:	<p>https://youtu.be/obgsPU76rLE</p>

A Look, read, and circle.



Is there a tiger?

Yes, there is. / **No, there isn't.**



Is there a zebra?

Yes, there is. / **No, there isn't.**



Is there a giraffe?

Yes, there **are** / **is**.



Are / **Is** there hippos?

Yes, there are.



Are there elephants?

No, there **aren't** / **isn't**.



Are there

an elephant / **elephants**?

Yes, there are.

/5

HOMWORK

THERE IS / THERE ARE



1. There is a book in the bag.
2. There is a ruler in the bag.
3. There is an _____ next to the bag.
4. There is a _____ behind the bag.
5. There is a pen _____ the bag



1. There are books in the bag.
2. There _____ scissors in the bag.
3. _____ an apple in the bag.
4. _____ a glue stick in the bag.
5. _____ pencils in the bag.
6. _____ a ruler in the bag.
7. _____ crayons in the bag.




1. There is a crayon in the bag.
2. _____ an apple in the bag.
3. _____ pencil in the bag.
4. _____.
5. _____.



1. _____.
2. _____.
3. _____.
4. _____.
5. _____.

INGLÉS

FECHA:	Martes 27 de octubre del 2020
TEMA:	Unit 3 AT THE ZOO
ACTIVIDADES:	Los alumnos trabajaran en un su libro estudiando el vocabulario de la unidad y realizando las preguntas ya aprendidas la clase anterior.
TRABAJO EN CLASE:	Trabajaremos en el libro SHARE IT 2 SB P34 y P35 Look and write SB P36-37-38-39
HOMEWORK	Realizar 7 oraciones en su cuaderno en base al vocabulario utilizando THER IS – THERE ARE as a question ¿?  <p>The image shows seven numbered icons arranged in two rows. The first row contains: 1 beach (beach scene with umbrella), 2 bookstore (bookstore with sign), 3 mall (mall entrance with sign), 4 playground (playground with slide and swings). The second row contains: 5 school (school building with sign), 6 swimming pool (swimming pool with lanes), 7 zoo (zoo entrance with sign and animals).</p>
MATERIAL:	Libreta, lápiz, colores, sacapuntas y goma.
VIDEOS PARA TRABAJAR EN CLASE:	https://youtu.be/obgsPU76rLE

INGLÉS

FECHA:	Miércoles 28 de octubre del 2020
TEMA:	SCIENCE
ACTIVIDADES:	Hablaremos sobre "Baby Animals" leeran env oz alra y contestaremos las preguntas SB P40 Y P41
TRABAJO EN CLASE:	Ralizaremos un dibujo sobre animales en su hábitat natural. https://youtu.be/HGXiUpfHfTY
HOMEWORK	Write in your notebook a short story about your favortie zoo animal
MATERIAL:	Libreta, lápiz, colores, sacapuntas y goma, pegamento papel y pituras. Tijeras.
VIDEOS PARA TRABAJAR EN CLASE:	https://youtu.be/qvBCKbu5e70 https://youtu.be/qgIRXXkNzhE

INGLÉS

FECHA:	Jueves 29 de octubre del 2020
TEMA:	Phonics Short vowel Oo
ACTIVIDADES:	Los alumnos reforzaran el ABC reconociendo sus sonidos
TRABAJO EN CLASE:	Trabajáremos en el libro realizando ejercicios. https://youtu.be/oWbY5EKys60 SB p 42-43
HOMEWORK	Realizar la hoja adjunta de Short Oo
MATERIAL:	Libreta, lápiz, colores, sacapuntas y goma. Hoja adjunta
VIDEOS PARA TRABAJAR EN CLASE:	https://youtu.be/RWbvHZBmrqk

HOMEWORK

Write down the correct letter.

Look and write *i* or *o*.

1



d o g

2



s ix

3



b oxes

4



h op

5



m om

6



w igs

INGLÉS

FECHA:	Viernes 30 de octubre del 2020
TEMA:	Reading and Comprehension
ACTIVIDADES:	Los alumnos leeran en voz alta y relataran lo leído.
TRABAJO EN CLASE:	Lectura "In the Zoo" Read and discuss. Answer questions
MATERIAL:	Libreta, lápiz, colores, sacapuntas y goma.
VIDEOS PARA TRABAJAR EN CLASE:	

IN THE ZOO

One day Danny went with his father to a zoo. He was very excited to see different types of birds and animals.

After a while, they came in front of the cage of a lion. Danny's father told him how ferocious and strong lions are. Danny was listening very attentively.

Finally, he spoke up, "Dad, if somehow the lion comes out of the cage and eats you up, then how will I get back home? At least tell me the route to reach home.

Danny's father laughed at the innocent question of the son.

The End..

A Trip to the Zoo

Read the short story below.

Lizzy went to the zoo with her mum and dad. Her mum brought some sandwiches for lunch. Her dad brought the camera. They went to see the giraffes first and Lizzy's dad took some photos. Next, they went to see the monkeys.



The monkeys were swinging from the trees. Lizzy thought the monkeys were very funny. She had a really great day with her parents.

Now circle the correct letter to each question.

1. Where did Lizzy go?
a) To the zoo b) To the park
2. Who brought the sandwiches?
a) Dad b) Mum
3. Which animals did Lizzy see first?
a) Lions b) Giraffes
4. What did Lizzy's dad bring with him?
a) A camera b) A packed lunch
5. What were the monkeys doing?
a) Eating bananas b) Swinging from the trees